

# NORTHERN GRAMPIANS SHIRE

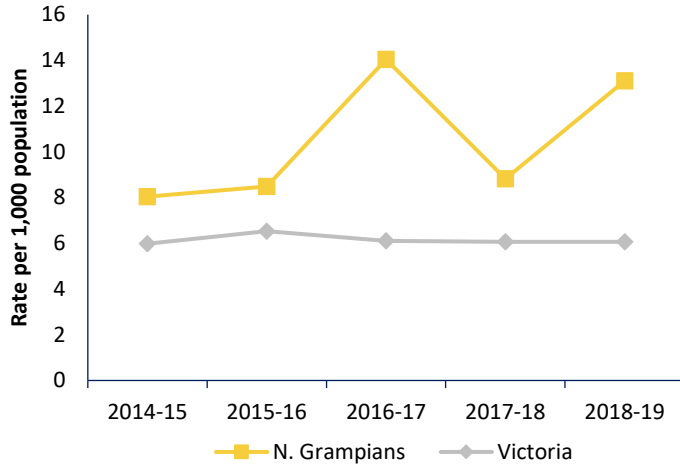
## Oral health profile

This profile is designed to provide local government with **population oral health data** and **risk factor indicators** to undertake **comprehensive public health and wellbeing planning**.



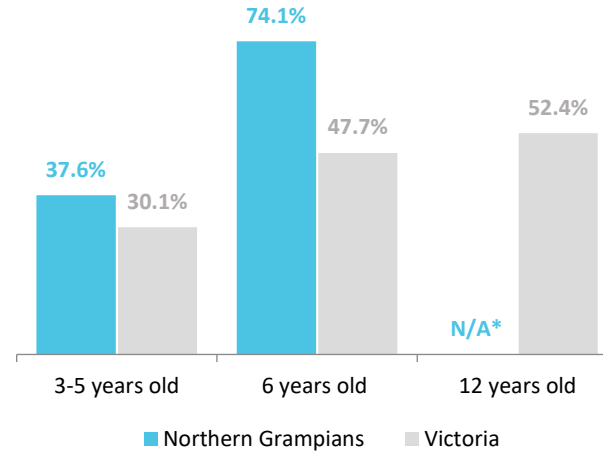
### POTENTIALLY PREVENTABLE DENTAL HOSPITALISATIONS

Potentially preventable hospitalisations due to dental conditions for children aged 0-9 years 2014-15 to 2018-19<sup>1</sup>



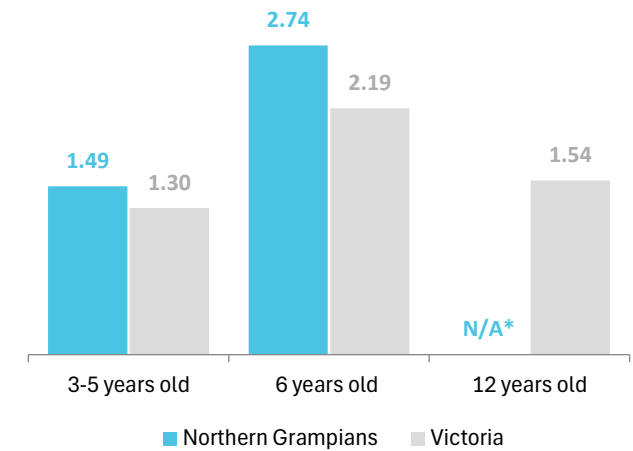
### EXPERIENCE OF TOOTH DECAY

Proportion of children with at least one decayed, missing or filled primary (baby) or permanent (adult) tooth<sup>2</sup>



### SEVERITY OF TOOTH DECAY

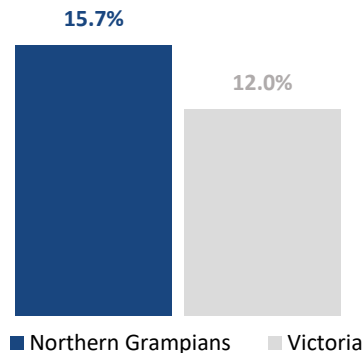
Average number of decayed, missing or filled primary (baby) or permanent (adult) teeth<sup>2</sup>



### SMOKING STATUS

Smoking increases the risk of severe gum disease and oral cancer.

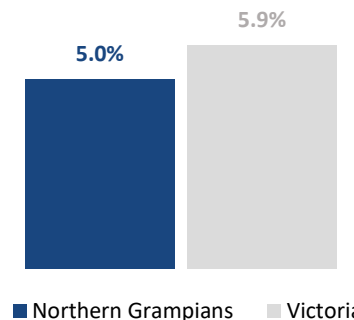
Proportion of daily smokers<sup>3</sup>



### FOOD INSECURITY

Food insecurity is associated with poorer oral health.

Proportion of people who ran out of money to buy food in the last 12 months<sup>3</sup>



### WATER FLUORIDATION

Drinking fluoridated water reduces tooth decay.



**THE FOLLOWING TOWNS IN NORTHERN GRAMPIANS WITH POPULATION > 1,000 ARE NOT OPTIMALLY FLUORIDATED: STAWELL, ST ARNAUD<sup>4</sup>**

\*N/A due to limited sample size

1. 2020. Victorian Health Information Surveillance System, Victorian Department of Health and Human Services. (Updated data will be available in 2025)

2. 2024. Dental Health Services Victoria public dental dataset (combined data 2019/20 - 2022/23).

3. 2022. [Victorian Population Oral Health Survey](#), Victorian Agency for Health Information, Victorian Department of Health.

4. 2024. [Is my water fluoridated?](#), Victorian Department of Health.